

Region 2

Who are the kids?

- There were 1,010 children in care longer than 60 days (January 2003).
- Of the children who were in care over 60 days, 41% were between 0-3 years; 39% were between 4-11 years; and 20% were 12 years or older.
- Of the children who were in care over 60 days, 58% were Caucasian; 20% were Native American; and 3% were African American.
- More than one-half of all children in care longer than 60 days in Region 2 had been in care longer than 18 months (October 2003).

Permanency Outcomes

Adoptions, Guardianships and Reunifications Achieved, Region 2, 1995-2002

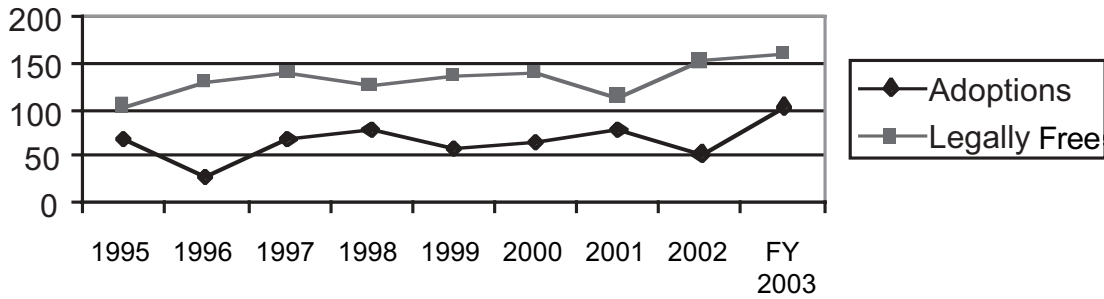
	Adoptions	Legally Free	Guardianships	Reunifications	Entry to Care
1995	69	103	70	595	-
1996	29	128	70	650	-
1997	69	140	68	685	941
1998	79	127	67	842	1080
1999	59	137	103	890	1252
2000	66	140	95	830	1174
2001	78	114	82	713	1263
2002	53	152	92	779	1118
FY 2003	105	160	-	-	-

Note: The number of legally free children represents the number free on January 1 of the following calendar year. (For some of these children, adoption is no longer the plan). Other outcomes are for calendar year. The figures from FY 2003 are reported to reflect a more accurate number of adoptions and legally free children due to federal tax incentives.

Source: Children's Administration, August 2003

- Of the children who were adopted in 2002, 34%(n=18) were less than two years old at placement.
- The number of reunifications has declined only 7% since 1997. However, an increase in the number of children entering care (34%) suggests a widening gap between entries and reunifications.

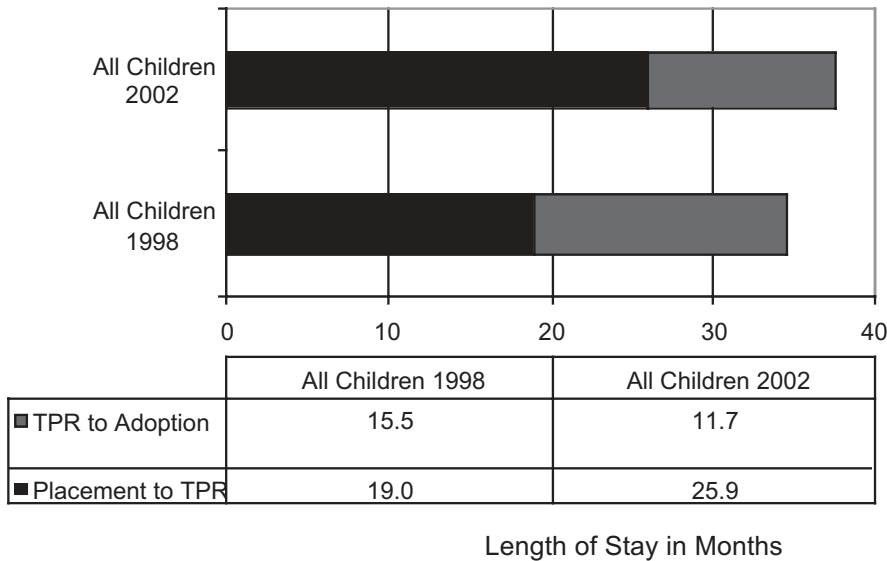
**Adoptions and Legally Free Children, 1995- 2002
Region 2**



Source: Children's Administration, August 2003

- The number of adoptions is higher in FY 2003 than any previous year. However, the number of legally free children remains high.

**Length of Time to Adoption
Region 2 - 1998 & 2002**



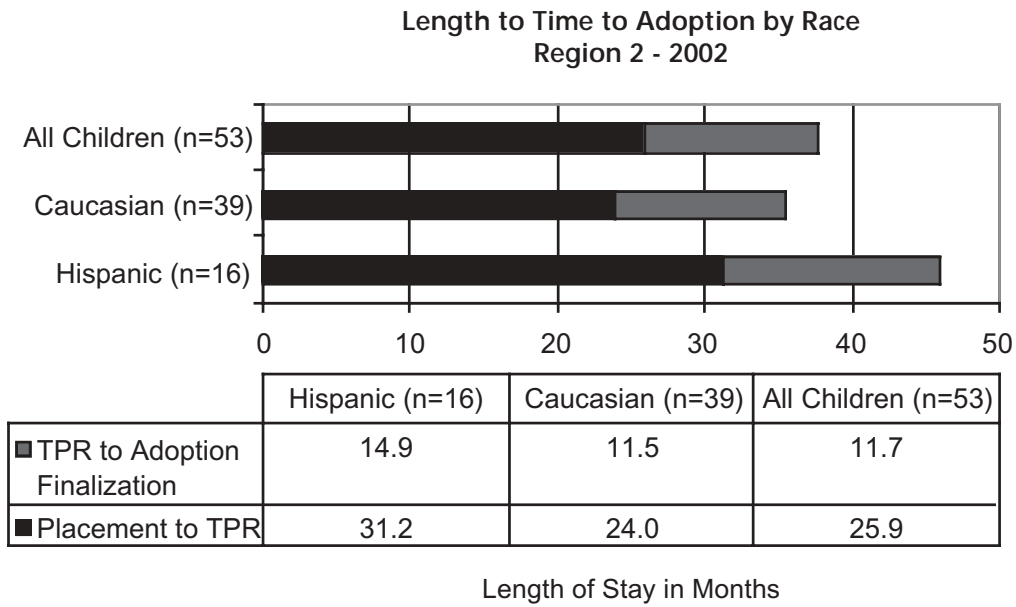
Source: Children's Administration, August 2003

- Overall, Region 2 had an increase in the total months in care from placement to adoption from 34.5 months in 1998 to 37.7 months in 2002.
- The months in care from placement to TPR increased by 6.9 months.
- The months in care from TPR to adoption finalization decreased by 3.8 months. Half the adoptions were completed within 8.5 months of TPR, one of the best rates in the state.





Region 2 - Length of Time to Adoption by Race



Note: Hispanic children are also included in the other race categories. Only those racial categories with more than 10 children are presented at the regional level.

Source: Children's Administration, August 2003

The total length of time in care for all children increased by four months from 2001 to 2002.

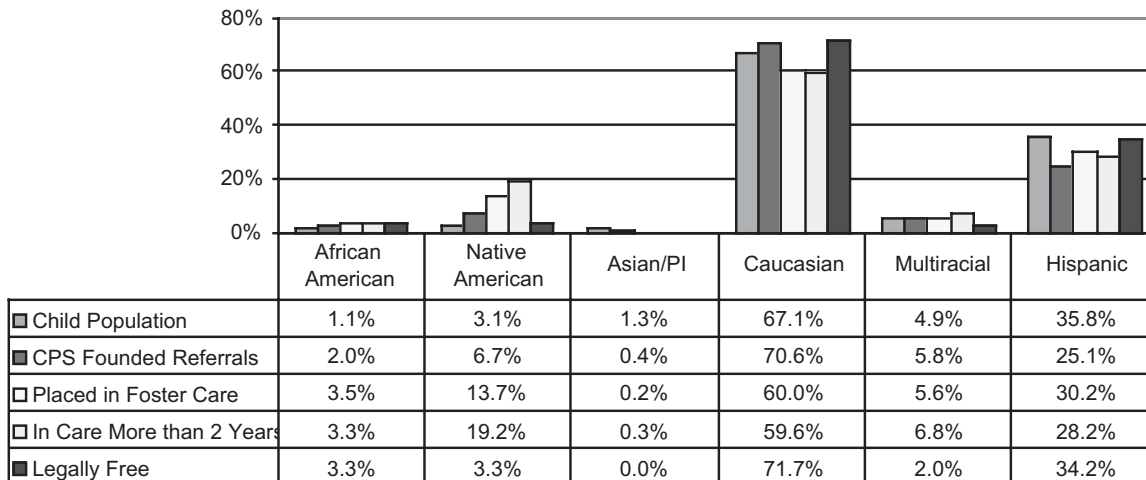
- The total months in care from placement to adoption finalization increased by 9 months for Hispanic children from 2001. However, all of this increase occurred in the length of time from placement to TPR. The number of months from TPR to adoption decreased by 3.6 months.
- The total months in care from placement to adoption finalization increased by 3 months for Caucasian children from 2001. All of this increase occurred in the length of time from placement to TPR.





Region 2 - Racial and Ethnic Disproportionality

Region 2 Percentages of CPS Founded Referrals, Placed in Care, in Care More than Two Years, and Legally Free by Race/Ethnic Group, 2002



The total across any category will not equal 100%; Hispanic children are also included in the other race categories; children of "Other" or "Unknown" race are not included in this chart. The Multiracial category was added in 2001 to reflect changes in the national Census Bureau data collection.

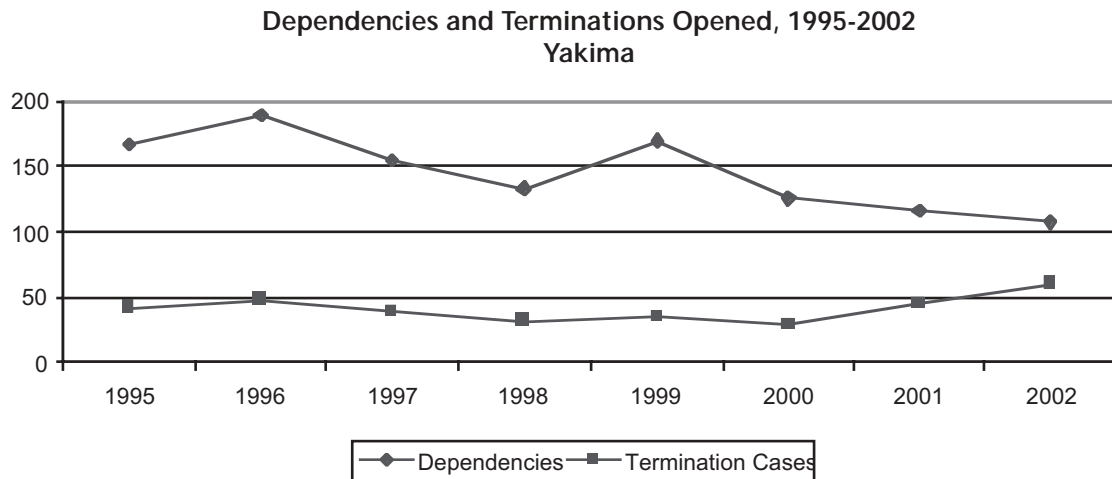
Source: Children's Administration, August 2003

- African American children are almost four times more likely than Caucasian children to be placed in foster care, more than three times more likely to be in care longer than two years, and three times more likely to be legally free.
- Native American children are five times more likely than Caucasian children to be placed in foster care, and almost seven times more likely to be in care longer than two years.
- Although Native American children are represented disproportionately in the foster care system, they are also the most likely to be placed in relative care (46%) compared to 26% of Caucasian children who are placed with relatives. African American children are least likely to be placed with relatives (15%), though this represents a small number of children (n=39).
- Hispanic and Multiracial children are slightly more likely than Caucasian children to be in care longer than two years.
- Region 2 has reduced the total number of minority children from birth to age three in care longer than one year following termination of parental rights; in 1999 there were 19 children age birth to three awaiting adoption, compared to 8 children in 2003. However, Region 2 continues to have a greater proportion of the youngest minority children awaiting adoption compared to their Caucasian counterparts.



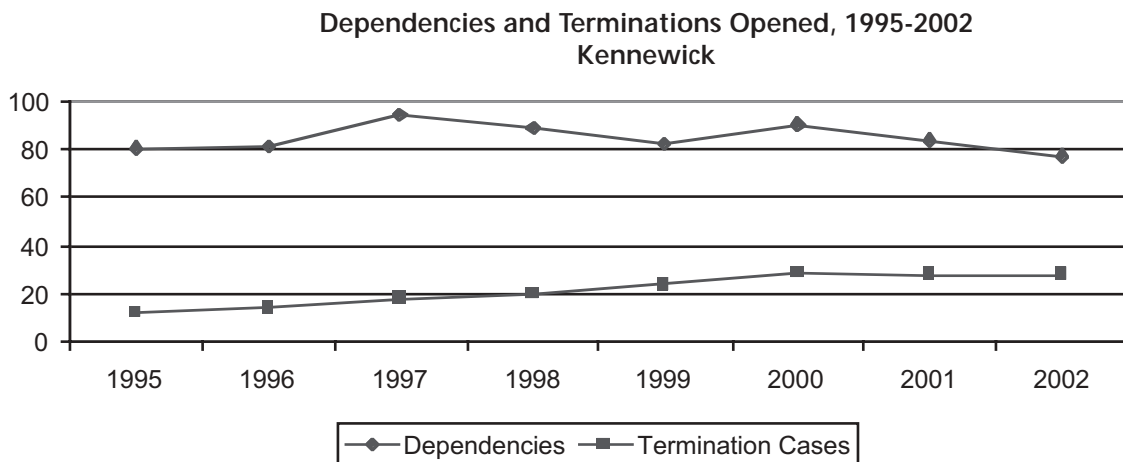


Region 2 - Legal Actions



Source: Washington State Office of the Attorney General, August 2003. Dependencies and Terminations opened are the total cases opened in Klickitat and Yakima Counties.

- The number of dependencies opened has increased by 36% since 1995.
- The number of termination cases opened has increased by 42% since 1995.
- Terminations, as a percentage of dependencies opened, have more than doubled since 1995, indicating that for every opened termination there were approximately two opened dependencies in the area served by the Yakima AGO office in 2002.



Source: Washington State Office of the Attorney General, August 2003. Dependencies and Terminations opened are the total cases opened in Benton, Columbia, Franklin and Garfield Counties.

- The number of dependencies has decreased by 4% since 1995.
- The number of termination cases opened has increased by 133% since 1995.
- Terminations, as a percentage of dependencies opened, have more than doubled since 1995, indicating that for every one opened termination there were two opened dependencies in the area served by the Kennewick AGO office in 2002.